



Shenzhen Flourish Electronics Co., LTD

FILE NO.

QC-T4-09

Ver:

1.0

Page

1/21



SPECIFICATION FOR APPROVAL

Huizhou Jingqin Electronic Components Co., Ltd		
Made By	Checked By	Approval By

Customer Approval		
Prepared By	Checked By	Approval By

Shenzhen Flourish Electronics Co.,LTD

302

B 301

TEL :+ 86- 755- 29563634,13889916088

FAX : + 86- 755- 27447020



Shenzhen Flourish Electronics Co., LTD

FILE NO.

QC-T4-09

Ver:

1.0

Page

2/21

Table of Contents



COMPONENT SPEC VERSION RECORD

VER	MINUTE OF CHANGES		



Shenzhen Flourish Electronics Co., LTD

FILE NO.

QC-T4-09

Ver:

1.0

Page

4/21

Features



Test Condition



(Part No.Explain)

CMD 2 V1 V5 D 100 K 500VAC C T

① ② ③ ④ ⑤ ⑥ ⑦ ⑧ ⑨



(Specification details & dimensions)



Shenzhen Flourish Electronics Co., LTD

FILE NO.

QC-T4-09

Ver:

1.0

Page

7/21

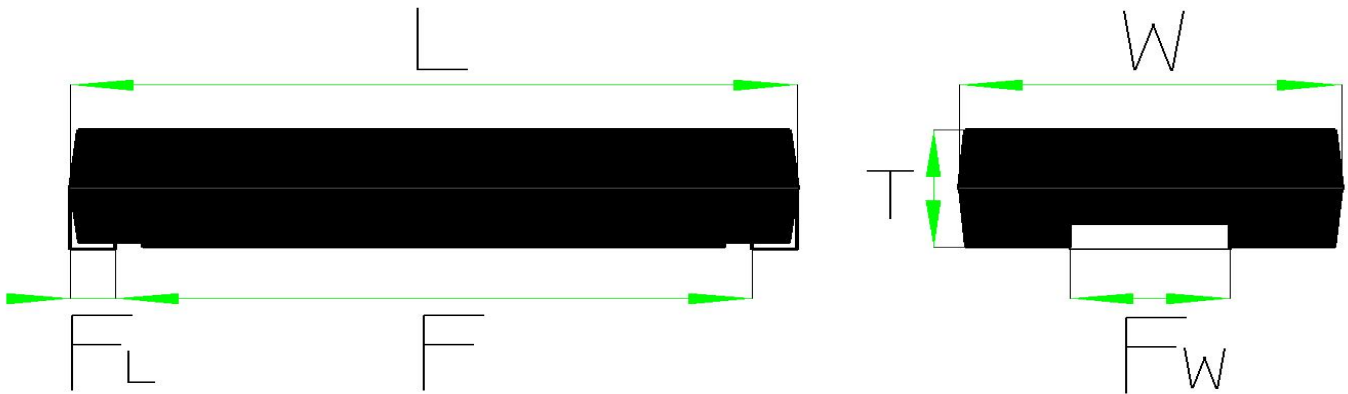


Shenzhen Flourish Electronics Co., LTD

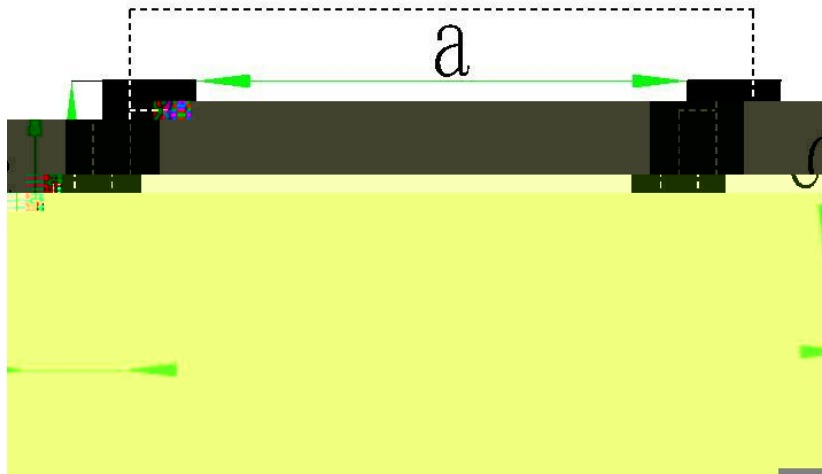
FILE NO. QC-T4-09

Ver: 1.0

Page 8/21



	±	±	±	±	±	±





(Marking Explain)

Safety Certification:



CUL No E529031


CQC No: CQC22001350036

ENEC No: ENEC-04145

KC No: SU03131-22001

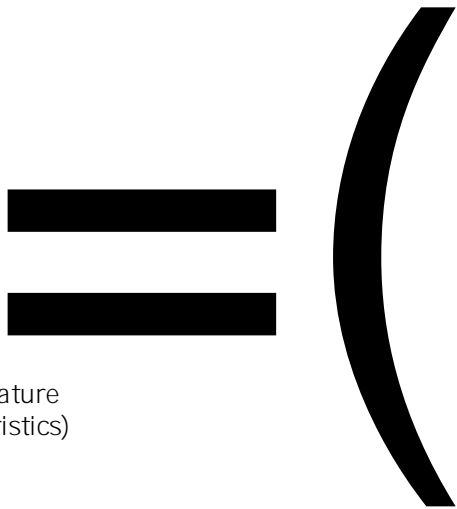
CB No CN57354

Structure





Specification and test method

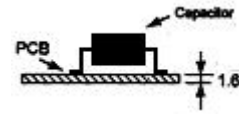
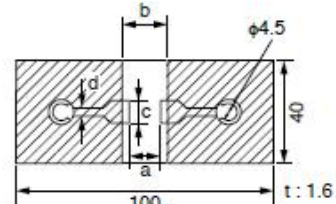
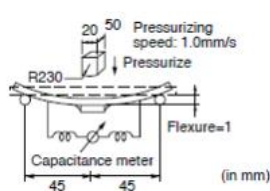


(Temperature Characteristics)

‘

00

vw

	(Vibrati on Resista nce)				
	(Solderability of leads)				
	Deflection)				



Shenzhen Flourish Electronics Co., LTD

FILE NO.

QC-T4-09

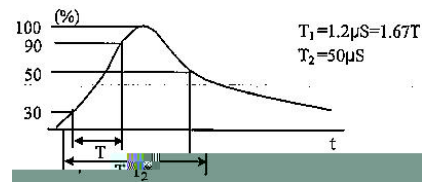
Ver:

1.0

Page

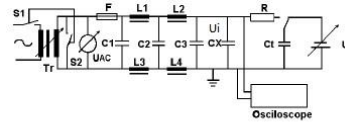
13/21

a

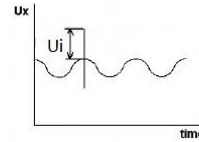


Passive
Flammability

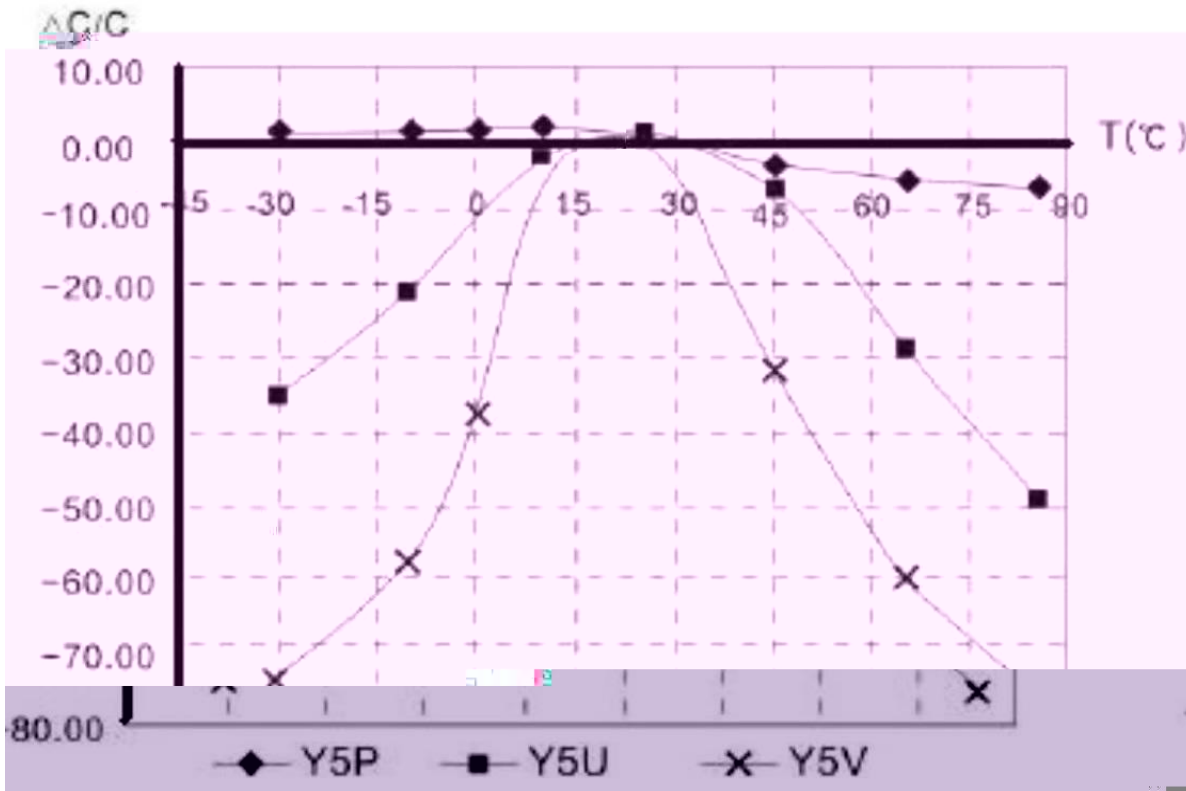
(Active flammability)
(Y2)



- C1,2 : $1\mu\text{F}\pm 10\%$, C3 : $0.033\mu\text{F}\pm 5\%$ 10kV
- L1 to L4 : $1.5\text{mH}\pm 20\%$ 16A Rod core choke
- R : $100\Omega\pm 2\%$, Ct : $3\mu\text{F}\pm 5\%$ 10kV
- UAc : $U_R \pm 5\%$ U_R : Rated voltage
- Cx : Capacitor under test
- F : Fuse, Rated 10A
- Ut : Voltage applied to Ct

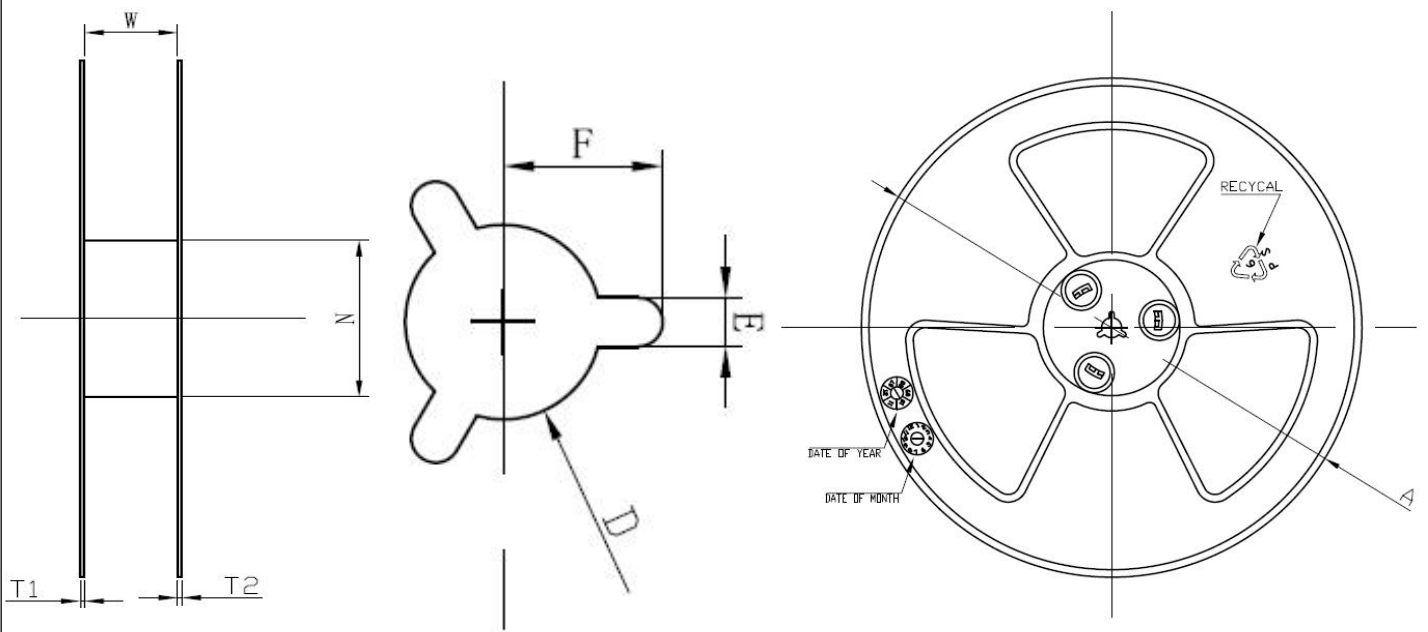



Temperature characteristic

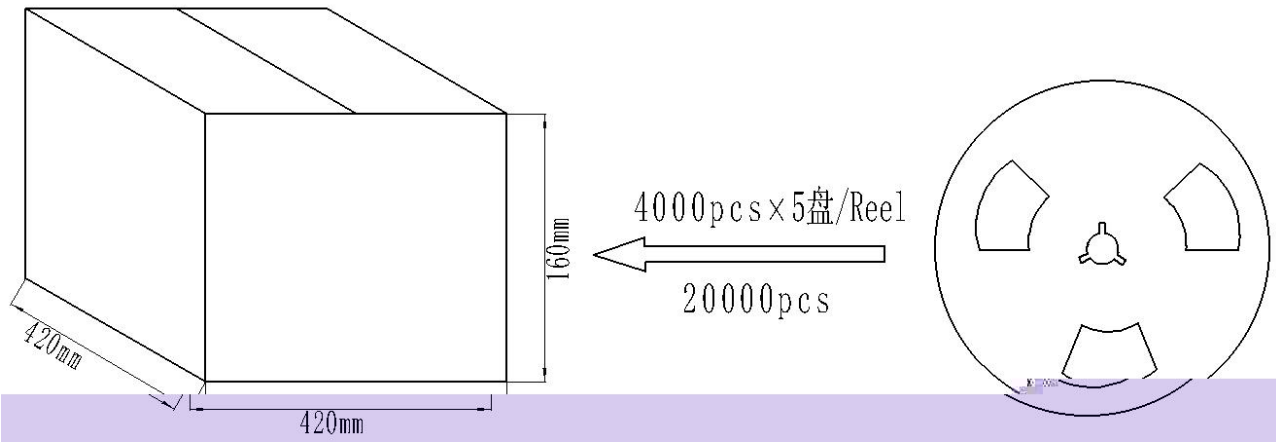


packing description

8.1



	±	±	±	±	±	±	±	±



Welding according to the instruction

★ 回流焊接曲线

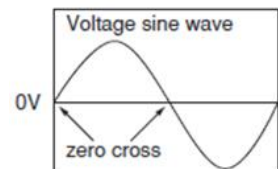




HANDLING PRECAUTIONS FOR CERAMIC CAPACITORS

10.1 Operating voltage

d





Shenzhen Flourish Electronics Co., LTD

FILE NO.

QC-T4-09

Ver:

1.0

Page

20/21

10.4.



!

()

()Notice(Rating)

1.

(1)

(2)

2.